

WHAM

NEWS, VIEWS and REVIEWS

Issue JE-95
January 14, 2012

Official Publication of the Wichita Historical Aircraft Modelers, SAM 56,
and the Kansas Sunflower Squadron, FAC Squadron #23

HLG Trimming Chart

SYMPTOM	CAUSE	REMEDY
Model loops on full power launch and is stallish in the glide.	Too much decalage (angular difference between wing & stab)	Decrease decalage by turning adjustment screw clockwise or by bending the TE of stab down.
Model pitches up steeply at launch, doesn't transition and nose dives into the ground.	Not enough decalage	Increase decalage by turning adjustment screw counter-clockwise or by bending the TE of the stab up.
Model hand glides nicely and launches high but doesn't consistently roll left for the transition.	Not enough left rudder	Add left rudder by bending the TE of the fin left until "flip" or roll-out transition is obtained.
Model doesn't get very high on launch and tends to roll too sharply to the left during launch.	Too much left rudder	Bend TE of fin right gradually until the sharp left roll is replaced by a high launch and "flip" or roll-out transition to the left.
Model launches high and transitions well but glide circle is either nonexistent or too wide.	Not enough stab tilt	Soften the glue joint and increase stab tilt until the glide circle is about 100 feet in diameter.
Model launches high and transitions well, but the glide turn tightens up rapidly resulting in a spin into the ground.	Not enough wing wash-in	First check for warps or misalignment. Assuming model is straight and true you should add another small wash-in wedge to the left wing panel until the spin disappears. Don't reduce left rudder since this controls your launch and transition.
Model launches high and transitions well but the glide circle is too tight.	Too much stab tilt	Soften the glue joint and decrease stab tilt until the glide circle is about 100 feet in diameter.
Model launches high and transitions well but is stallish in the glide	c.g. too far back	Add noseweight or decrease tailweight until stall disappears.
Model launches high and transitions well but is pitched-down and too fast in the glide.	c.g. too far forward	Decrease noseweight or increase tailweight until slow glide is obtained.

September 24, 2011 Meeting Minutes

ATTENDEES:

Mary Kay & George Avila, Paula & Jeff Englert, Darlene & Richard Kirkland, X and Marty Kline, Jane & Earl Griffith, Marty n& Jim O'Reilly, Elanor & Jack Phelps, Charlene & Ed Salguero, Marilyn & Bill Schmidt, Dan Walton

President Avila called the meeting to order.
The previous meeting minutes were approved as read.
The treasurer's report was was presented.

OLD BUSINESS:

None.

NEW BUSINESS:

The club officers were voted in;
President: George Avila,
Vice-President: Bill Schmidt
Treasurer: Jim O'Reilly,
Secretary: Jeff Englert

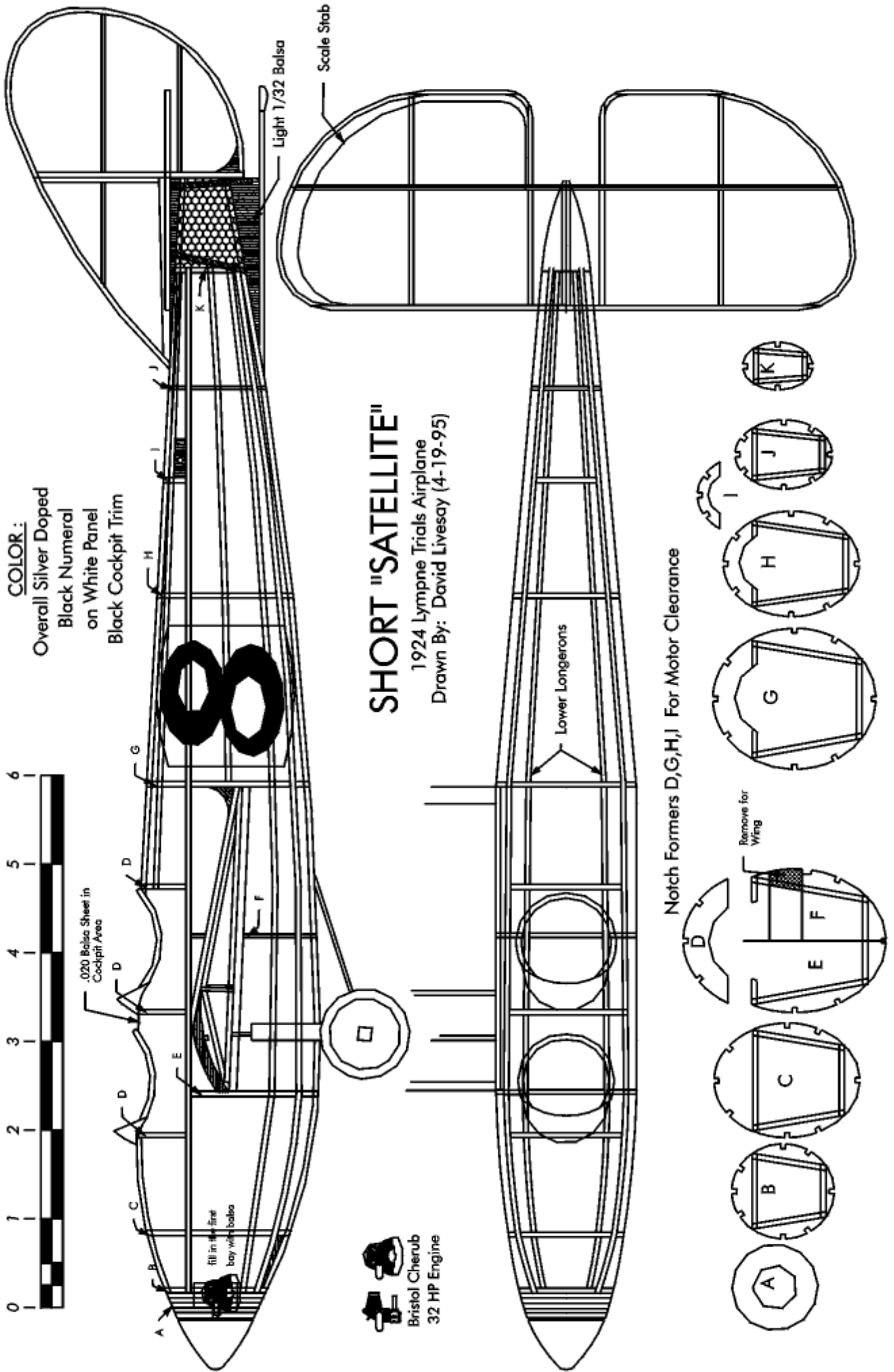
SHOW AND TELL:

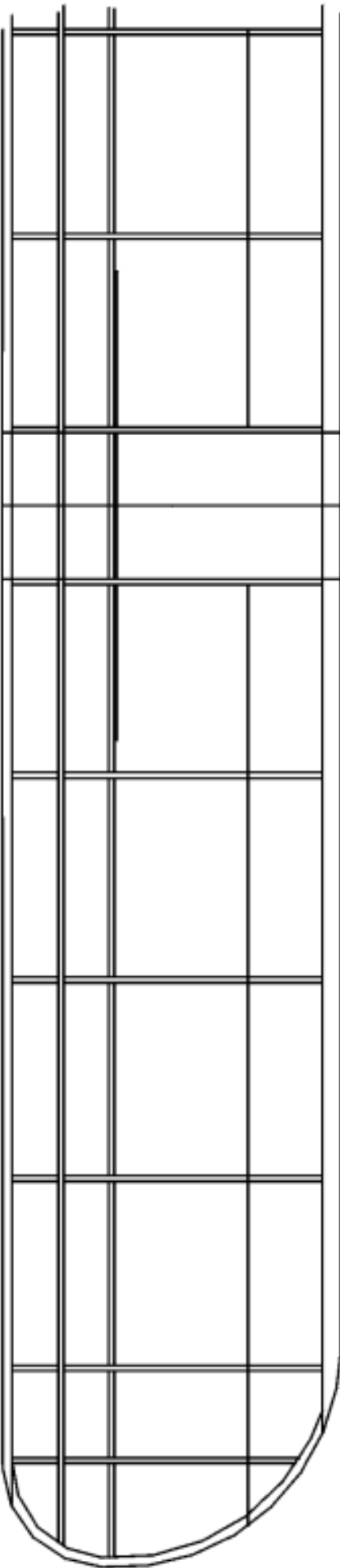
Bill Schmidt showed a 1/4A Streak, which weighs just over 3 Oz at 130 sqs.

Jeff Englert brought out his 30" Taylorcraft seaplane, based on Mr. Schmidt's plans slightly enlarged.

Dan Walton displayed some LED light strings, that are being used for noight flying activities. He also had a hanger shaped carrying case for is ARF Nieuport 17 RC indoor plane.

Earl Griffith re-demo'd the electric DT system display and discussed in the last newsletter.

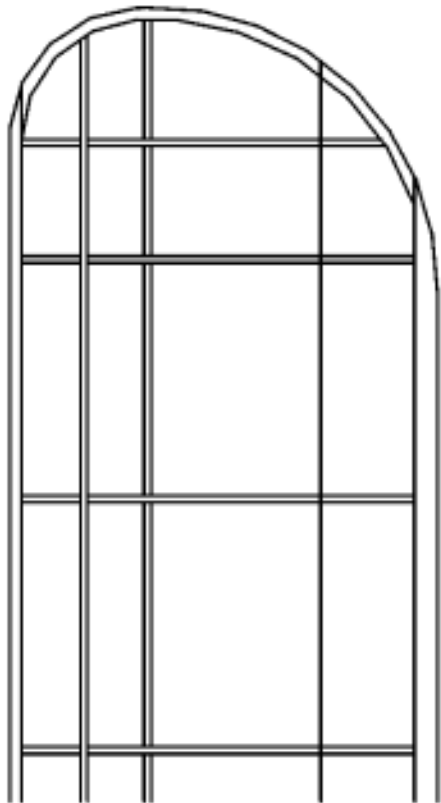
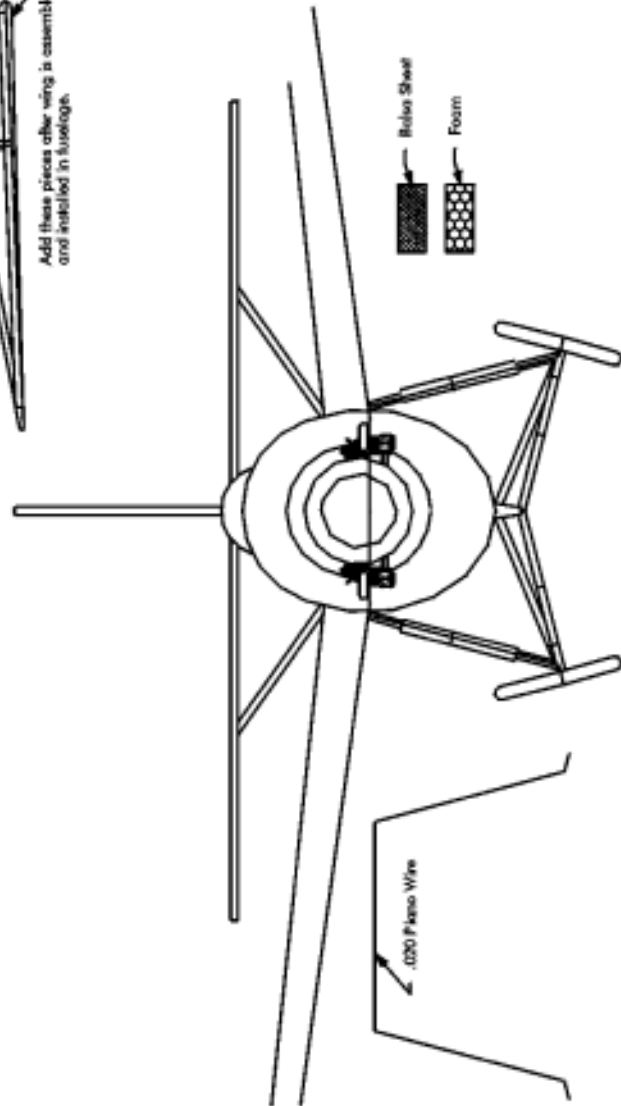




Add these pieces of wire as assembled and installed in fuselage.

SCALE REFERENCES:

ULTRALIGHTS The Early British Classics
Air Progress (Spring 1960)
Aeroplane Monthly (Nov 1985)



Mac Donnell FH-1 Catapult Launched Glider (CLG)

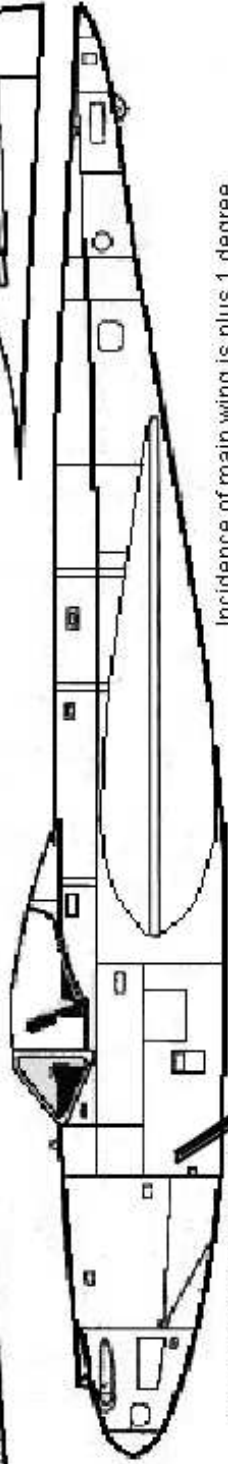
Catajet by Tom Akery September 4, 2010

Balsa sheet model: Fuselage 3/32 or laminations of 3 1/32 balsa 1/32 balsa center with diagonal grain.

Wing from 3/32 balsa sanded to 1/16 at tip and shaped into your favorite airfoil. Tail surfaces are 1/32 stiff balsa.

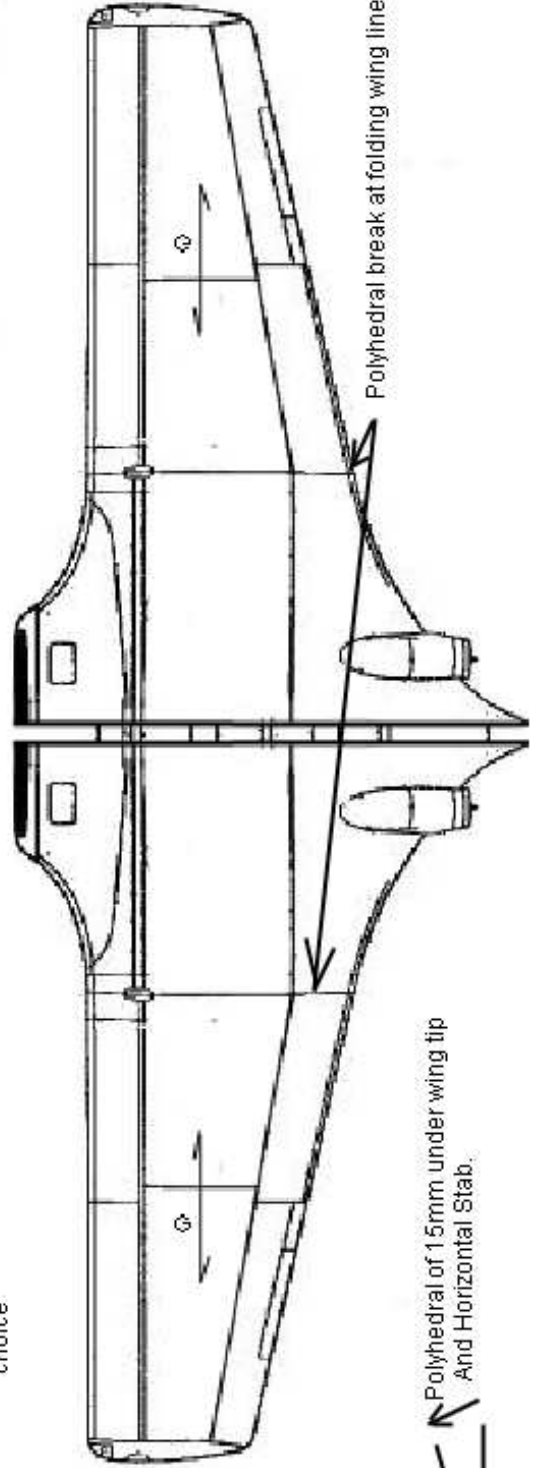


15mm dihedral



Round wood toothpick for catapult hook or wire your choice

Incidence of main wing is plus 1 degree
Incidence of horizontal stab start at negative 1 degree.



Polyhedral of 15mm under wing tip
And Horizontal Stab.

Polyhedral break at folding wing line

WHAM – News, Views and Reviews
 Jeff Englert
 10118 Sterling Court
 Wichita, KS 67205



FLYING
ACES



Sunflower Squadron
 Wichita, KS

The next SAM 56 Dinner Meeting will be at:

Louie's Grill & Bar

9747 E 21st St N, Wichita, KS 67206

(SE corner of Web and 21st N)

(316) 636-5422

Saturday, January 21, 2012

Social Hour @ 6:00 PM, Dinner @ 7:00 PM..

Upcoming events:

Jan 21, 2012 Meeting

Membership Information:

Open to all interested AMA members, founded to encourage and promote the model airplane building hobby. Member dues \$20 annually, Subscription only; \$12 annually, \$18 foreign.

Send checks to Jim O'Reilly, 4760 Battin, Wichita, KS 67220.

All memberships and subscription renewals are due January 1st of the new year.

Club Officers: President: George Avila,

Vice-President: Bill Schmidt 744-0378,

Treasurer: Jim O'Reilly, 744-0856

Secretary: Jeff Englert, 722-7491