



Jake Chichiletti mows them down at the recent SAM 30 Loren Schmidt Memorial. The takeoff area needed trimming so Jake pitched right in...

Photo by Bill Copeland



AUGUST 2009 # 110 snr
(official newsletter of the BlackJack Club)

SAM-21 CLIPPER

Society of Antique Modelers Chapter 21 AMA 1470

next meeting: **Thursday**

AUG 27th 7:00 pm ***

at **SARATOGA FIREHOUSE**

Corner Saratoga Ave & Hwy 9

Park in rear & Enter thru Front door

Goodie Schedule - page 2

Thanks to **DAVE MARSHALL** for **JULY Goodies!**

Thanks to **LESCHER** for the **Coffee!**
& Thanks to **Walt** for the **Facilities!**

Sam 21 Dues : \$25 Full member - \$15 associate

PRESIDENT: BILL COPELAND 4863 Primrose Lane, Livermore, Ca 94551 925-449-1105

VICE PREZ: WALT GURNEY 12767 HOMES Dr, SARATOGA, CA 95070 408-996-2725

SEC/TREAS: GARY LEOPOLD 905 ANITA Ave, BELMONT, CA 94002 650-592-5716

EDITOR: STEVE ROSELLE 933 Barbara Ave Mtn. View, Ca 94040

650-969-1721

Competition. Co-Ord: DAVE LEWIS 4709 Malero Plc. San Jose, Ca 95129

408-246-2257

CHIEF PUBLISHER JANET ROSELLE 933 Barbara Ave, Mtn View, Ca 94040

650-969-1721

bnbent@pacbell.net

wgurney@comcast.net

gnleopold@sbcglobal.net

rosy@cheerful.com

lewis966@comcast.net

stoney7@mindspring.com



933 Barbara Ave
Mountain View, Ca
94040

Entertainment at the meeting:

Burt Rutan Videos

&

OSHKOSH Photos

Be There! or B^2

Now
44 cents,
Please!

In this issue:

- p.2 - **2009 SAM WESTERN REGION CALENDAR**
- p.3 - **JULY Minutes**
- p.4 - **ROSY's Outlook - of PIETENPOLs... & Sheds**
- p. 5 - **Those who have—Once Again..**
- **P.6-8 SAM 30 Contest report & photos**
- **P.9-10 Tandy's NeatO Hints**
- **P.11 - PELICANS by the bay**
- **P.12 - Full sized TaylorCraft kit!!!**
- **P12 - FIESTA ROOM RATES REDUCED!!!**
- **—Plus More outrageous photos & amazing information!**

First Class (You Betcha!)

GUEST COPY



2009 SAM WEST COAST Event Schedule *Revised 31 Dec, 2008*

Italics are PRELIMINARY Dates—Subject to Change!

Call Steve Roselle 650-969-1721 Email: rosy@cheerful.com for corrections or additions

Month	Saturday	Sunday	Event
JAN	3	4	
JAN	10	11	1/10-11 AMA Trade Show—Ontario, Ca
JAN	17	18 19	1/17-19 SOUTHWEST REGIONALS, Eloy Az
JAN	24	25	Sat—NCFFC AWARDS BANQUET—site unk. at this time
JAN/F	31	1	SAM 21 Annual BANQUET—Carrow's 910 Saratoga ave, SJ
FEB	7	8	
FEB	14	15	
FEB	<u>21</u>	<u>22</u>	SAM 8 MISERY MEET FF/RC HLP, WA. 206 244 3936 For other SAM 8 events: http://www.geocities.com/the_great_sam8/
FEB/M	28	1	
MAR	7	<u>8</u>	Sun SGMA Spring Bash FF/RC Wegaell fld.
MAR	<u>14</u>	15	Fri/Sat SABBATINI COLLECTO—Fresno 559-287-1717
MAR	21	22	Sunday 3/22 Easter
MAR	<u>28</u>	<u>29</u>	SAM 26 SPRING ANNUAL RC Taft, Ca 805-739-0329
APR	<u>4</u>	5	Sat NCFFC Sierra Champs FF/RC Wegaell fld.
APR	11	12	
APR	18	19	
APR	25	26	
MAY	<u>2</u>	<u>3</u>	NCFFC; Nor Cal—FF only Wageall fld.
MAY	9	10	Sunday 5/10 (Mother's Day)
MAY	16	17	
MAY	23	24	Monday 5/25 Memorial Day weekend
MAY	<u>30</u>	<u>31</u>	SAM 21 RANCH ROMP Schmidt Ranch
JUNE	<u>6</u>	7	Sat NCFFC Western States Champs FF/RC Wageall fld.
JUNE	13	14	Sunday 6/15 (Father's Day)
JUNE	20	21	
JUNE	27	28	
JULY	4	5	SAT 7/4 Independence Day
JULY	11	12	
JULY	18	29	
JULY	<u>25</u>	<u>26</u>	SAM 30 Annual - Schmidt Ranch
AUG	1	3	
AUG	8	9	
AUG	<u>15</u>	<u>16</u>	Saturday 8/15 SAM 74 Collecto, Middletown, CA [NEW] Harry Leacock 707-994-8862
AUG	22	23	
AUG	29	30	
SEPT	5	6	Monday 9/7 Labor Day
SEPT	12	<u>13</u>	Sun NCFFC SGMA Combo FF/RC Wageall fld.
SEPT	19	20	
SEPT	<u>26</u>	<u>27</u>	25-27 SAM 27 CRASH & BASH Schmidt Ranch
OCT	3	<u>4</u>	4th-9th SAM CHAMPS at Boulder City, Nevada
OCT	10	11	4th-9th SAM CHAMPS at Boulder City, Nevada
OCT	17	18	
OCT	<u>24</u>		Sat SGMA Sweeper FF/RC Wageall fld.
OCT	<u>24</u>	<u>25</u>	SAM 26 JOHN POND COMMEMORATIVE Taft, Ca
OCT/N	31	<u>1</u>	
NOV	7	8	
NOV	<u>14</u>	15	SAM 21 Collecto Nordahl Hall, Saratoga, Ca
NOV	21	22	
NOV	28	29	Thursday 11/26 Thanksgiving Day
DEC	5	6	
DEC	12	14	

SAM 21's Website:
www.SAM-21.ORG

Sam 21 Meeting Dates

7:30 p.m.

@ SARATOGA FIRE DEPARTMENT

Corner Saratoga ave & Sunnyvale-Saratoga Hwy

2009

January 22

February 26

March 26

April 23

May 28

June 25

July 23

August 27

September 24

October 22

November 19

(due to Thanksgiving Conflict)

December 17

(due to Christmas Conflict)

2009 GOODIE Schedule

Here are the choices for the year. I went by alphabetical order on the roster (but Started with me) excusing those who normally do not come to meetings on a regular basis.

If you cannot accommodate this schedule, then it will be your responsibility to Shang-Hi (uhh) persuade another member to take your place.

And If you feel 'The Call' (and aren't on this list), please call some unfortunate soul on the list and offer to take their place.

JANUARY	Gurney
FEB	Roselle
MARCH	Sargent
APRIL	Joki
MAY	Leopold
JUNE	Lewis
JULY	Marshall
AUGUST	Mette
SEPT	Smith
OCT	Saso
NOV	Vanderbeek
DEC	Dowling



SAM 21 Minutes—July 2009

Minutes of the SAM-21 Meeting of July 23, 2009

Meeting was called to order by President *Copeland* at 7:00 p.m. at the Saratoga Fire House.

Introduction of Guests: *Dennis Carlson and Dave Brodsky*

Members present: 14

Membership Report: *Leopold:* 30 reg. pd.; 4 not pd.; 13 assoc. pd., 2 not pd.; 5 Life members. Total: 54

Minutes of the June 25, 2009 Meeting:

Approved,

Treasurer's Report: 6/25/09 to 7/23/09 – beginning \$5,870.00; ending \$5,769.78

Bills & Claims: \$57.90 Lewis for engraving trophies and plaques; Copeland for ink jet card \$17.33; Chichilitti \$30.00 for traffic cones and ice for contest.

Scheduled Events: *Lewis:* SAM-30 – Schmidt Ranch – 7/25 & 7/26/09 Contest with raffle, food and prizes. Dave donated airplane and kits. *Smith* has signed contract for Collecto for November 14 at Nordic Hall in Los Gatos.

Other Reports: *Copeland* passed out corrected Courtesy Cards.

Unfinished Business: *Copeland:* Still working on logo to put on T-shirts and decals; *Terzian* is still working with the county regarding flying at the

Harvey Bear Ranch Park for the Oakland Cloud Dusters Club.

New Business: *Terzian* reported on world free flight champs in Croatia.

Break: 7:24 p.m.

Program: *Gurney* had a program on Paul Mac-Cready, the designer for human and solar powered airplanes.

Estate sale – *Dennis Carlson* brought engines and old kits for a silent auction. The club received 10% of sales.

Show & Tell: *Smith* brought a Rambler for the speed 400 event that he built from a short kit. It weights 14 ozs. Poly span covered. *Chichilitti* brought a hat with two tubes that you look through to keep track of an airplane high up. He called it a “secret weapon.” *Dowling* talked about the engines and things he obtained after showing his display at the Wings of History open house and he also talked about an Eagle Rock Bullet airplane kit that was brought to the estate sale.

Sustinance Courtesy of: *Dave Marshall* Thanks to *Lescher* for the coffee.

The next meeting will be held on August 27, 2009 at 7 p.m. at the Fire House in Saratoga, CA.

The meeting was adjourned at 8:25p.m.

Respectfully submitted, Gary Leopold

Left: Gene Krantz obviously has fun with his hobby! He displays an electric tri-motored Lanzo Bomber outfitted with of all things A BOMB!



Right: Mike Phillips Scorpion Old Timer below was more conventional. Both were displayed by Michigan (I think) SAM modelers at Oshkosh this summer.





Rosy's Outlook

NOTICE! The Thursday meeting time has been bumped up to (PAY ATTENTION!) to 7:00 pm. Be there or be square!

AUGUST 2009

Where did it go?

Progress on the RV-3 has been non-existent with visits to OSHKOSH, and volunteer work at the Wings of History museum.

The new W.O.H. **PIETENPOL WING** is almost ready for covering—We'll be using Coverite fabric and traditional Nitrate/Butyrate Dope along with beaucoup rib stitching effort.



Here is a pic with the original aileron fitted. Volunteers Howard and Jerry stand in the background. It's been a lot of fun so far and I recommend the Museum for tours, or volunteering if you can help out!

www.wingsofhistory.org

W.O.H. Pietenpol page

http://www.wingsofhistory.org/index.php?option=com_content&task=view&id=29&Itemid=0

This page is not current as the plane was certified airworthy in 2007 and then with a grand total of 6 hours on the clock, the engine froze on the way to

the Madera FlyIn and the pilot forced-landed it in a field. The gear broke and it flipped over wrecking one wing. A new engine is currently being prepared and our volunteer crew is building the replacement wing. Hopefully it will again fly in this 80th anniversary year of the Bernie Pietenpol design.

And Then there's the **SHED ROOF!**

And a long overdue shed roof repair job. To keep the winter rains out for the last umpteen years I've annually laid upon it a black layer of Visquene plastic, which eventually sun-rots into shards. Last week in a fit of unmitigated energy (I don't get those often) I ripped off the plastic and aluminum corrugated roofing to find... untold billions of dryrot and termites. The 2 day reroofing job has taken 7 days so far. Progress is made—top plates and studs have been ripped out and replaced with fresh meat for the termites—but slathered with almost a full gallon of Copper Green preservative. Hope the little critters get a massive dose of heartburn munching on their 'greens'!

News of unseasonal forecast rain sent me into a rebuilding /plywood sheeting, felt paper nailing tizzy last evening—a 12 hour day. Guess what?

The rain didn't materialize—its in So Cal only.

But now all I have to do is add the roll roofing and some trim pieces and it should be good until the next owner decides to raise the shed to build a fence-to-fence Megahouse.

Now back to building... I have great expectations of fielding both the Fisk Hanley 37 Texaco Champ which I partially restored two years ago (wings done, but fuse needs equipment and covering) as well as a Bailey Giant restoration case. You'll recall the crash of 'ole 99' last January. Well I purchased the wreckage from David Saso and need to build a new fuselage—The wings being miraculously spared in the shunt. Power will be downrated from the OS120 four stroke (too big for SAM competition) to an Enya 80 four stroke.

Transporting these monsters will be a challenge—The Bailey wing breaks down partially, and I've chopped the Fish wing into three pieces back then. Whether either of these beauties materialize on the El Dorado Lakebed this October—time will tell.

The annual **SAM 30 event** at Schmidt Ranch was held again. I hear that the SAM 30 boys are unsure if they will hold another next year. Prize costs and lowered attenact—a dogma which haunts many SAM clubs these days—would be the reason if they don't. Maybe it will metamorphose into a fun fly. Time will tell.

THOSE WHO HAVE & THOSE WHO WILL...



THE TREES at Dwarfs field struck again several weeks ago. Dave Lewis lost sight of his Playboy at altitude and spun it down. Spotted just above the trees along the creek, it was too late to pull out. My Dallaire still holds the record for tree stuck height, but Dave's was a good attempt at the record. A full day of firing Ted Kafer's Tennis ball launcher failed to dislodge it so Dave availed himself of the same PAUL BUNYAN TREE SERVICE climbers which I had used last Spring. In short order the guy retrieved the model for a bargain price of \$60 (I paid \$75 plus a generous tip to the climber). So Dave has his model guts back.

The crackup ruined the wing. Dave Saso gets the air-frame remains for another of his famous reincarnation rebuild jobs. It will fly again. ◇



Gunner SASO with Aimer Lewis prepares to fire the Kafer Kannon tennis ball launcher

Bob VonKonsky prepares the tennis ball for another firing. If one does not first release the bail on the fishing reel , the 60# compressed air charge breaks the ball bridle and the ball goes way the heck away!!!



RESULTS – SAM 30 LOREN SCHMIDT MEMORIAL CONTEST – SCHMIDT RANCH – JULY 25 AND 26, 2009

By Dave Lewis

TEXACO

1) S. Lane	Anderson	OS 60 4-S Ign.	19:56	--	--	19:56
2) D. Lewis	Bomber	OS 60 4-S	:05	7:55	--	8:00

1/2A TEXACO

1) J. Chichilitti	Baby Playboy	Cox	8:37	7:53	10:59	19:36
2) C. Cutbirth	Playboy	Cox	7:22	11:18	5:49	18:40
3) G. Leopold	Rambler	Cox	7:20	--	--	7:20
4) B. Copeland	Anderson	Cox	3:40	1:30	--	5:10

A GLOW LER

1) D. Lewis	Bomber	ST 15	4:23	7:00	6:40	--	13:40
2) F. Womack	Interceptor	Veco 19	5:13	2:20	7:00	--	12:13

B GLOW LER

1) J. Poco	F. Westerner	OS 25	8:00	4:37	LOF	--	12:37
2) B. Copeland	Bomber	OS 25	8:00	2:45	0	4:01	12:01
3) D. Lewis	Bomber	ST 29	4:10	3:37	6:22	--	10:32
4) Wayne F.	Kerswap	MVVS 21	:10	--	--	--	:10

C IGNITION LER

1) S. Lane	Anderson	?	6:27	9:00	8:03	--	17:03
2) D. Lewis	Bomber	EDCO	7:02	7:15	--	--	14:17

ANTIQUÉ (COMBINED)

1) D. Lewis	Bomber	EDCO	3:39	3:07	4:32	--	8:11
-------------	--------	------	------	------	------	----	------

ELECTRIC LMR

1) A. Tickle	Bomber	?	6:46	5:13	4:08	7:09	13:55
--------------	--------	---	------	------	------	------	-------

BROWN JR. LER

1) G. Leopold	Thunderbird Mk 1		4:29	6:21	15:07	15:07
2) S. Lane	RC-1		6:55	9:04	--	9:04
3) J. Chichilitti	Buccaneer		4:02	5:21	6:35	6:35
4) C. Cutbirth	RC-1		4:04	3:30	--	4:04

SPEED 400 ELECTRIC

1) A. Tickle	Dallaire		6:06	5:33	--	11:39
2) F. Womack	Kerswap		5:30	5:50	--	11:20

SAM 30 again put on their annual contest right in the middle of July and, on the whole, they pulled it off; even though it was warm, even hot (temps in the mid-90ies), everyone seemed to hold up in the heat with plenty of water and soda available. The air was stagnant with no wind at all and hardly any thermals; the usual Schmidt Ranch amenities were there: the nice shade trees, the pancake breakfast, the real nice lunch with lemonade and desert for only 5 bucks.

RESULTS – LOREN SCHMIDT MEMORIAL CONTEST - SCHMIDT RANCH - SUNDAYS EVENTS

A LER IGNITION

1) G. Leopold	Playboy Jr	Elfin Diesel	2:01	7:00	7:00	--	14:00
2) D. Lewis	Playboy Jr	Elfin Diesel	6:02	2:46	3:39	--	9:41
3) J. Chichilitti	Playboy Jr	Elfin Diesel	3:58	3:29	2:41	5:28	9:26

B LER IGNITION

1) S. Lane	Anderson	?	3:00	4:45	2:28	--	7:45
------------	----------	---	------	------	------	----	------

C LER GLOW

1) D. Lewis	Bomber	K&B 40RR	8:04	9:00	9:00	--	18:00
2) S. Lane	Anderson	?	6:27	9:00	8:03	--	17:03



3)	D. Saso	RC-1	OS 40	2:42	2:38	2:39	--	5:21
4)	B. Copeland	Hayseed	OS 40	1:49	--	--	--	1:49

ELECTRIC TEXACO

1)	A. Tickle	?	?	13:27	15:45			15:45
----	-----------	---	---	-------	-------	--	--	-------

½ A TEXACO SCALE

1)	C. Cutbirth	Curtis Robin	Cox	11:37	9:56	12:47		24:24
----	-------------	--------------	-----	-------	------	-------	--	-------

A TEXACO

1)	F. Womack	Kerswap	?	7:30	12:39	--		20:09
2)	W. Pickering	Kerswap	MVVS	7:07	7:43	--		14:50

OHLSSON SIDEPORT

1)	D. Lewis	Bomber	O&R	2:42	7:00	3:44	--	10:44
2)	J. Chicklitti	RC-1	O&R	5:54	4:49	3:36	--	10:43
3)	S. Lane	Clipper	O&R	4:56	4:52	5:02	--	9:58

FOX A COY

1)	B. Covolo	Bomber	M cCoy	7:00	7:00	(coin flip)		14:00
2)	F. Womack	Kerswap		7:00	7:00	(coin flip)		14:00
3)	D. Lewis	Playboy Sr	McCoy	2:30	5:12	--		7:42

Sunday was a much better day (not that it was cooler—still in the 90ies) but there was a slight breeze that really helped everyone to feel a little cooler. The moving air wasn't enough to bother the airplanes at all but it sure felt a lot better.

Miriam Schmidt, our hostess lady, really outdid herself on the lunch; we had fried chicken, hot dogs, hamburgers, sodas, lemonade and a fruit cobbler (with ice cream). People will want to start moving to Schmidt Ranch. Dave Lewis

Overall Trophy Competition:	1)	D. Lewis	20	4)	G. Leopold	7
	2)	S. Lane	12	5)	J. Chichilitti	6
	3)	F. Womack	9			



^^^ Gary Leopold caught in the act of hoarding raffle tickets by eagle-eye Janet C.D. Floyd Higgens looks on...

<<< PHOTOS by SAM 21 Prexy: BILL COPELAND aka: Smiley



Buddies Bill Copeland & Joe POCO on the field



C.D. Wayne Feiling & Frank Womack relax

Jake Chichiletti launches a Playboy >>>

Below: Relaxed flightline, Cecil Cutbirth closest to camera



<<< SAM 51's EUT TILSTON brought out his Big gull

SAM 30 >>>
Flightline action—
Womack starts whilst
Stan Lane goes frantic!

PHOTOS by
BILL COPELAND



Tandy Walker has been building a **Goldberg Sailplane** this year and is doing a magnificent job of it. A lot of us privy to this email blog updates think he is the ultimate craftsman.

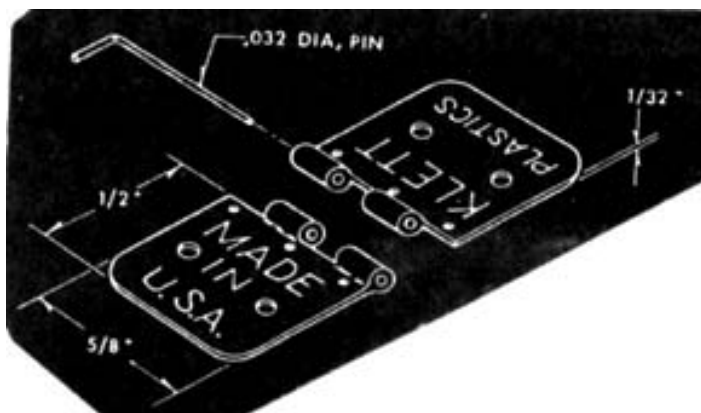
Tandy has previously built a Class B Playboy and also kept us informed via almost daily email blogs complete with detail photos.

Lately he has been finishing up the Sailplane with an eye towards entering it in the Spirit of SAM Concours cpmpetition at the Boulder City SAM Champs this fall. I was intrigued with his method for gluing in the control surfaces hinges and present his blog #156 here.

TANDY SAILPLANE BLOG # 156

Today I spent the morning cleaning up the model room, getting rid of all of the mixing jars, paper towels, and left over Klass Kote that was mixed up. Then I started on the Sailplanes final installations and assemblies. One of the first things I did today is to put in, align, and bond in all of the hinge halves in the fin/rudder and stab/elevator. It is always a little tricky wicking thin CA down along side the tongues on the hinge halves. However, if you are careful it goes pretty well.


If you recall from Report No. 24, the elevators and rudder control surfaces on the Sailplane are hinged using a two-part Klett nylon hinge shown below.



The short pin is discarded and long piano type pin made out of 1/32" wire is used. The stab/elevators and the fin/rudder are hinged during construction, but the hinge halves were

not glued in. They were removed for covering and doping the surfaces.

Once the surfaces were covered, doped, and sprayed with satin Klass Kote the hinge halves were reinserted into their slots and the hinges were completely realigned.



Then the long piano type pin was removed in order to permanently bond the hinge halves in their individual slots as shown below. I have use thin drops of Jett CA to wick down in between the hinge tongue and the balsa slot in several places as shown below, which takes a pretty steady hand and lots of time. Much care has to be taken because if the CA ever wicks into the hinge loops you are deep trouble. For years I have blunted the tip of a straight pin with a file. A drop of CA is applied to the blunted end of the straight pin and used to apply the CA to the hinge. This takes a lot of practice and you waste a lot of thin CA trying to get the drop to stay on the end straight pin, but it can be done, given enough time and patience.

But there is more—See next page... snr

Tandy continues...

*****GREAT TIP*****

Well today my friend James Lollar from Ada, Oklahoma, clued me in on how to accomplish this task almost effortlessly. For years he has used a sewing needle with the tip of the eye cut off as shown below.



When he puts a drop of thin CA on the needle, the drop will always catch and stay in the fork due to surface tension. Then he can easily touch the fork to the desired spot on the hinge and the CA goes right into where he wants. I completed bonding in all twelve hinge halves on the stab, two elevators, fin, and rudder in less than an hour this afternoon. Now why had I never thought of this simple approach in all my years of modeling?

Thanks James for the great tip!

Hi Tandy,

Great tip about using a needle to dole out drops of CYA. I'd like to run it in the Aug Clipper - coming up very soon. Credit to you, and James Lollar of course... Steve

Absolutely Steve!

You just can not believe how well it works. One thing I didn't mention and you need to include in your write up. I bought a pack of needles that were arranged with the larger needle on in the middle and the

smaller ones going out on each side. I first picked a smallest needle, but it only held a small drop. Then I picked the larger needle and it held a larger drop, which ended up using. However, I realized that you have the option to pick the needle size to match the job you have to do.....Tandy

And Tandy's Bonus Blog...!

Subject:157 Sailplane Surface Finishing with Micro-Mesh Abrasive

From:"Tandy C. Walker" <tandyw@flash.net>

Seems like no matter how much preparation you do or how much care you take, there are always little tiny specks or flicks in paint when you spray. After letting the satin Klass Kote sprayed on the wing cure for 24 hours, I ran my hand over the sprayed surface of the wing and I could feel these little tiny specks ever so often. I checked the other sprayed components of the Sailplane and they also had them. I did not want to sand the surface for fear of scratching the satin Klass Kote epoxy finish. In a discussion James Lollar, he told me that the really good builders of plastic models use a very special fine emery paper for smoothing out paint and can even polishing the paint.

So I drove out to our large USA Hobby Town store here in Arlington. They stock the fine emery paper, which is called "Micro-Mesh Abrasive", for finishing paint on plastic models. I bought one sheet of 1800 grit and one sheet of 2400 grit as shown below at \$4.75 a sheet.

However, I found that even the 2400 grit too abrasive because it marked satin Klass Kote finish. I went back and picked up a sheet of 8000 grit and a four sheet combination package containing 3200, 3600, 4000, 6000, 8000, and 12000 grit as shown below (I had no idea they even made grit this fine). The package even has its own small capsule of green wax, which of course I will not use.

I used the single sheet of 8000 grit to successfully removed the tiny little specks in the satin Klass Kote on the tail surfaces without leaving any marring the surface what so ever. Then I finished hinging the control surfaces and putting the Sailplane's tail assembly together. One final note. Using Micro-Mesh abrasive on the top of the wing to removed the tiny little specks in the satin Klass Kote will be important for the graphics to adhere smoothly to the top of the wing.....Tandy

Is this guy great or what! We all look forward to admiring his Sailplane this fall! snr




The great Emperor Pelicans are back in the San Francisco Bay area this summer.


Ungainly on the ground but magnificent in the air, I'm always fascinated with their aerial displays.

They fly and thermal like the Old Timers that they are!

Head out to the bay off the end of San Antonio road in Mountain View and walk a short ways out to the levies and wetlands.

Follow the signs for a closer look.





Seen at OSHKOSH AIR-ADVENTURE 2009

Above is a picture of a CNC cut WOOD Wing kit for a full sized clipped wing Taylorcraft by Swick-T . Only \$32K show special! For the complete airframe www.swickt.com



Swap-Meet

AND

*Come for our fall Swap-Meet
It will be October 10th in Modesto
Hobby and Crafts parking lot
Start time is at 8:00am till 3:00pm
401 Bangs Ave Modesto*

*There will be a raffle \$1.00 a ticket or 7 for \$5.00
There will also be Coffee and Doughnuts in the morning
and lunch for sale
There is a \$10.00 sellers fee to raise money for the club
runway*

Please come join the fun
If you have any questions please call Doug Fahmney JR at 209-622-6160

SwickClip-T

The company
The Plane
The Kits
Support
Story
Gallery
Contact us

THE PLANE

It is extremely light on the controls, has a fast roll rate, and is very docile. It happens to be in the light sport aircraft category and can be used as a weekend cruiser or as a hard acro aircraft.

MORE +

Hotel Room Rates at Fiesta Henderson Reduced For SAM Champs 2009

Gentlemen, sometimes hard times for some folks mean better times for others. The hotel business in Las Vegas is suffering--and so previously negotiated room rates have been lowered. The big reduction takes place in the Friday and Saturday night rates--but that makes it easier to stay for the Friday night banquet. Here's the message I got from Peggy Fussell Group Sales Coordinator at the Fiesta Henderson today (Aug 14th):

Greeting!

I wanted to give you some good news regarding your rates for your upcoming event. We were able to lower your rates as follows:

10/2 -10/11- Mid-week rate Sunday thru Thursday - \$49.00 (previously \$50.00)
and Weekend rate Friday & Saturday- \$69.00 (previously \$100.00).

The big difference will be on the weekend. We have already lowered the rates of all current reservations under the group block. Please let your guests know of the lowered rates! Please feel free to contact me with any questions that you may have. I am looking forward to seeing you both next Thursday!:) Have a great weekend!

Penny Fussell | Sales Manager Fiesta Henderson Casino • Hotel

To Make a reservation using these rates call Fiesta Room Reservations direct at (800) 388-8334 and ask for the "SAM Champs" 2009 rate. Our block of reduced rate rooms is being held for reservations made prior to September 2---I may be able to get the cutoff extended, but you should try to make the reservations before then.
Mike Myers Contest Manager

